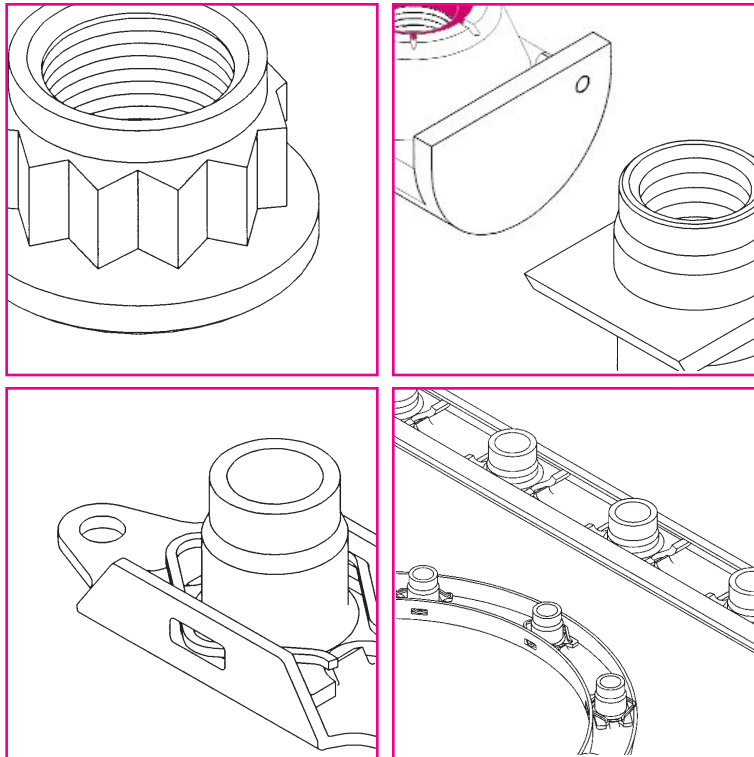


ESNA®

SPS Technologies
ESNA® Products

Aircraft & Aerospace Fastener Selector Guide

Wrenchable Nuts • Anchor Nuts Gang
Channel Nuts • Barrel Nuts • Shank Nuts



SPS®
TECHNOLOGIES

SPS & ESNA

Aerospace locknuts for virtually every requirement.

Since 1903, SPS Technologies has consistently provided stronger, more reliable fasteners for more and more demanding applications. Our commitment to quality, reliability and advanced technology has distinguished SPS from our competitors. From the first generation of propeller-driven military airplanes to today's high performance aircraft and space vehicles, the aerospace industry has benefited from the use of SPS products.

True to SPS Technologies' quest for improved customer satisfaction, SPS acquired production equipment and associated technology, including ESNA drawings, from the ESNA Division of Harvard Industries in 1995. SPS Technologies now has the ability to manufacture a full line of ESNA aerospace locknuts.

Mission Statement

SPS Technologies is committed to maintaining a level of performance that keeps us in the forefront of the aerospace industry. We will continue to improve all aspects of our business, relying on high standards of ethics and integrity, to assure complete customer satisfaction.

The acquisition of the ESNA product line was a strategic decision aimed at expanding our product offering and overall marketing presence in Aerospace nuts. SPS Technologies is committed to supporting all existing ESNA products and drawings and will assign new ESNA part numbers as requested by our customers. More specifically, the ESNA business will be managed as a product line within the overall portfolio of aerospace products offered by SPS Technologies now and in the future.

For additional information on ESNA parts and other SPS aerospace fasteners and precision components, please call our customer service representatives in our Jenkintown, PA facility. Phone: 215-572-3000. Fax: 215-572-3193.

The Selector Guide on the following page describes the wide range of ESNA products available from SPS to meet your exact assembly requirements. Please note that strength level denotes fastener strength, not material strength.

ESNA
SPS
TECHNOLOGIES

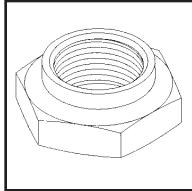
ALPHABETICAL - NUMERICAL INDEX

	Page	Part No.		Page	Part No.		Page	Part No.
A27M	8	29	LH7644	4	2	NA17K3	7	2
A2502	8	16	LH7940T	10	7	NA21	7	6
A2506	8	17	LH8065	10	1	NA27	9	30
A4506	8	17	LH8099	6	32	NA401	7	4
A6293	7	11	LH8574A	5	22	NAJ401	7	5
A6792	7	12	LH9031	5	27	NAJ2674	7	5
E9868	4	11	LH10718	6	37	NE2935	5	16
E9925	4	12	LH10722	6	38	NE4717	4	8
E10361	5	13	LH10726	6	39	NE4753	4	8A
E11900	5	14	LH11848	5	26	NE8235	4	9
EB	5	19	LH11860	6	40	NE9106	4	10
F9421	7	7	LH11922	6	42	NKA1	7	3
F9427	8	22	LH11926	6	43	NKA5	7	3
F11885	7	11	LH11995	6	41	NKA17	7	3
F11886	7	12	LH12105T	6	36	RG18	9	6
F18421L	7	8	LH12175T	6	35	RG51	9	3
F18425L	7	9	LH12284	4	3	RM2577	10	5
F18427L	8	24	LHA27M	9	31	SM1813	4	6
F19421	7	7	LHA27M-2860	9	31	TA2507	8	25
F19425	7	10	LHA71	8	28	TE9868	4	11A
F19427	8	23	LHA227	9	32	TE9925	4	12A
G15	9	5	LHA228	9	32	VA12502	7	14
G9421	9	7	LHA3022	7	15	VF12502	7	13
G11370	9	10	LHA3575	8	18	Z1200	4	7
G18421L	9	9	LHA4972	8	26	Z7764	5	15
G19421	9	8	LHA8574A	5	22	ZEB1845	5	20
LBF577	10	5	LHEB220	5	24	1452	10	2
LH18A	5	21	LHL9120	10	9	1650	10	8
LH22	5	25	LHL9546	10	10	1801	4	4
LH1855	6	29	LHTA525	8	20	1802	4	5
LH2577	10	5	LHTG51	9	1	1803	4	6
LH2935	5	18	LHTG51(J)	9	2	2452	10	2
LH3324	4	2	LHTG51-2860	9	1	2452RET	10	2
LH3393	5	23	LHTG55(J)	9	4	2552	10	3
LH3417	5	28	NA1	7	1	2552RET	10	3
LH4367	5	17	NA1K3	7	2	2577RET	10	6
LH6422T	6	33	NA5	8	19	2752	10	4
LH6426T	6	34	NA5K3	7	2	2752RET	10	4
LH6520	6	30	NA7	8	27	2935	5	18
LH6521	6	31	NA17A	8	21	3320RET	10	6
						4367	5	17

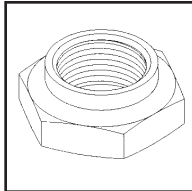
4 SELECTOR GUIDE

1 WRENCHABLE NUTS

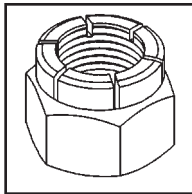
- Line offers a variety of different dimensions, materials, finishes, strengths, weights and temperature limits.
- All items are standard parts in the ESNA® self-locking fastener line.
- Wide range means design engineers can select the exact features they need.



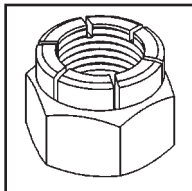
LH7644 2
HEX, THIN, STRUCTURAL, SHEAR
1/2-20 thru 1 1/2-12 to 450°F.



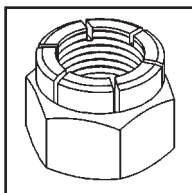
LH12284 3
HEX, LOW HEIGHT STRUCTURAL,
SHEAR, 80,000 PSI
1/2-20 thru 1 1/4-12 to 450°F.
NAS1757



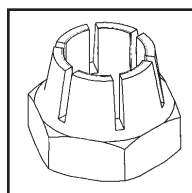
1801 4
HEX, FULL HEIGHT
4-40 thru 3/4-16 to 450°F.
AN363, MS20365, MS21045,
NAS1021



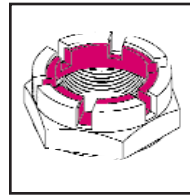
1802 5
HEX, HIGH TEMPERATURE
8-32 thru 1/2-20 to 1200°F.
MS20500



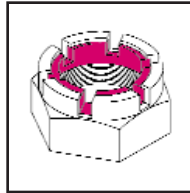
1803 6
SM1813
HEX, FULL HEIGHT
4-40 thru 5/8-18 to 450°F and 800°F.
AN363, MS20365, MS21045,
MS21046, NAS1021



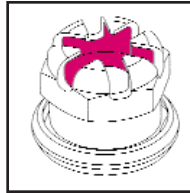
Z1200 7
HEX, HIGH TEMPERATURE
00 thru 00 to 1200°F.



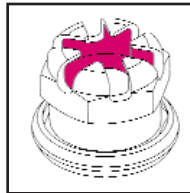
NE4717 8
HEX, THIN, CASTELLATED,
SELF-LOCKING
10-32 thru 1-12 to 250°F.
MS17826



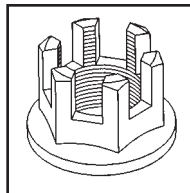
NE4753 8A
HEX, FULL, CASTELLATED,
SELF-LOCKING
10-32 thru 1-12 to 250°F.
MS17825



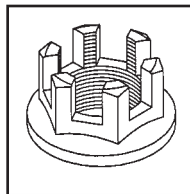
NE8235 9
HEX, CASTELLATED, C'BORED,
SELF-LOCKING, CAPTIVE WASHER
10-32 thru 1-12 to 250°F.
MS21224



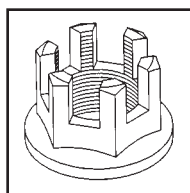
NE9106 10
HEX, CASTELLATED, C'BORED,
SELF-LOCKING, STEEL,
CAPTIVE WASHER
10-32 thru 5/8-18 to 250°F.



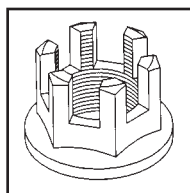
E9868 11
REDUCED HEX, FULL,
LIGHTWEIGHT, CASTELLATED,
SELF-LOCKING
10-32 thru 1-12 to 450°F.
MS14144, NSA5059



TE9868 11A
REDUCED HEX, THIN,
LIGHTWEIGHT, CASTELLATED,
SELF-LOCKING
10-32 thru 1-12 to 450°F.
MS14145, NSA5060

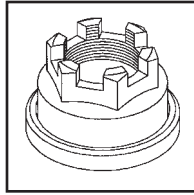


E9925 12
REDUCED HEX, FULL,
LIGHTWEIGHT, CASTELLATED,
SELF-LOCKING
10-32 thru 1 1/4-12 to 450°F and
800°F.
NSA5059C

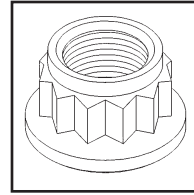


TE9925 12A
REDUCED HEX, THIN,
LIGHTWEIGHT, CASTELLATED,
SELF-LOCKING
10-32 thru 1 1/4-12 to 450°F and
800°F.
NSA5660C

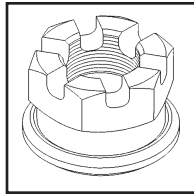
* Application temperatures are dependent on configuration of part, material & finish



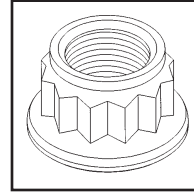
E10361 15
 HEX, CASTELLATED, C'BORED, SELF-LOCKING, CAPTIVE WASHER
 10-32 thru 1-12 to 450°F.
 MS14146



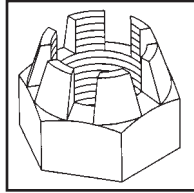
LH18A 21
 DOUBLE HEX (180,000 PSI)
 10-32 thru 2-12 to 450°F.
 NAS1804



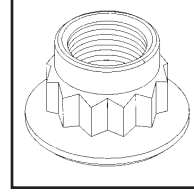
E11900 14
 HEX, CASTELLATED, C'BORED, NON SELF-LOCKING
 10-32 thru 1-12 to 450°F.
 MS21244



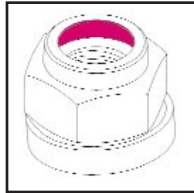
LH8574A 22
 DOUBLE HEX (180,000 PSI)
 10-24 thru 2-12 to 450°F and 800°F.
 NAS1805



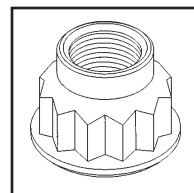
Z7764 15
 HEX, CASTELLATED, SELF-LOCKING
 3/8 thru 1/2-20 to 800°F.
 MS21225



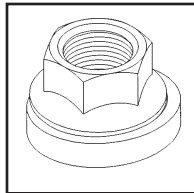
LH3393 25
 REDUCED DOUBLE HEX, HIGH TENSILE (220,000 PSI)
 1/4-28 thru 1/2-20 to 450°F.



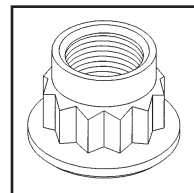
NE2935 18
2935
 HEX, SELF-ALIGNING and MATING BASE RING
 3/8 thru 3/4-16 to 250°F.



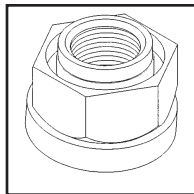
LHEB220 24
 DOUBLE HEX, HIGH TENSILE (220,000 PSI)
 1/4-28 thru 1-12 to 450°F.



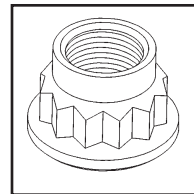
LH4367 17
4367
 REDUCED HEX, SELF-LOCKING, LIGHTWEIGHT and MATING BASE RING (160,000 PSI)
 8-32 thru 1/2-20 to 450°F.



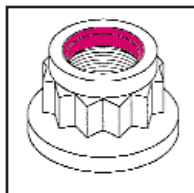
LH22 25
 DOUBLE HEX, HIGH TENSILE (220,000 PSI)
 10-32 thru 2-12 to 450°F.



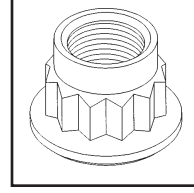
LH2935 18
2935
 HEX, SELF-ALIGNING and MATING BASE RING
 10-32 thru 5/16-24 to 450°F.



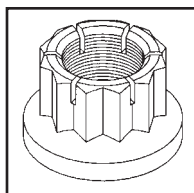
LH11848 26
 DOUBLE HEX, HIGH TENSILE (220,000 PSI)
 10-32 thru 1 1/2-12 to 450°F.
 NAS1758



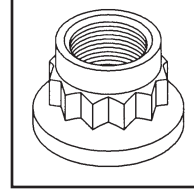
EB 19
 DOUBLE HEX, HIGH TENSILE, NYLON INSERT (180,000 PSI)
 1/4-28 thru 1 1/2-12 to 250°F.



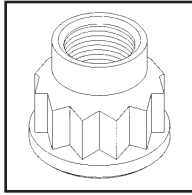
LH9031 27
 DOUBLE HEX, HIGH TENSILE (220,000 PSI)
 10-32 thru 2-12 to 450°F and 800°F.



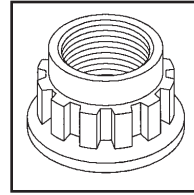
ZEB1845 20
 DOUBLE HEX, HIGH TENSILE (180,000 PSI)
 1/4-28 thru 1-12 to 450°F.



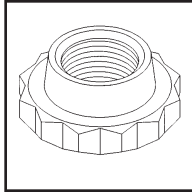
LH3417 28
 REDUCED DOUBLE HEX, CLOSE CLEARANCE
 8-36 thru 9/16-18 to 1200°F.



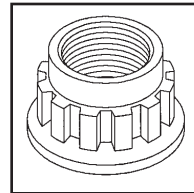
LH1855 29
DOUBLE HEX, CLOSE CLEARANCE
10-32 thru 3/8-24 to 1200°F.



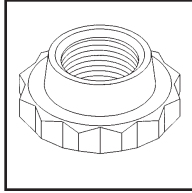
LH10718 37
SPLINE DRIVE, SELF-LOCKING,
FLANGED (180,000 PSI)
10-32 thru 1 1/2-12 to 450°F.
MS21133



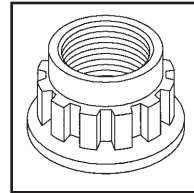
LH6520 30
DOUBLE HEX, LIGHTWEIGHT SHEAR
5/16-24 thru 5/8-18 to 450°F.



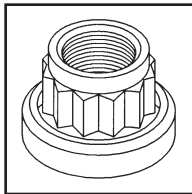
LH10722 38
SPLINE DRIVE, SELF-LOCKING,
FLANGED (220,000 PSI)
10-32 thru 1 1/2-12 to 450°F.
MS21084



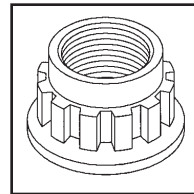
LH6521 31
DOUBLE HEX, LIGHTWEIGHT SHEAR
1/4-28 thru 5/8-18 to 450°F.



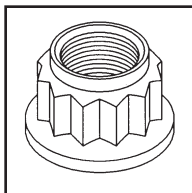
LH10726 39
SPLINE DRIVE, SELF-LOCKING,
FLANGED (260,000 PSI)
10-32 thru 1-12 to 450°F.
MS21085



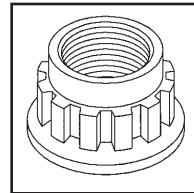
LH8099 32
REDUCED DOUBLE HEX, HIGH
TENSILE, CAPTIVE WASHER
10-32 thru 3/8-24 to 450°F.
MS90415



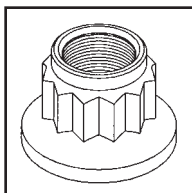
LH11860 40
SPLINE DRIVE, SELF-LOCKING,
FLANGED (180,000 PSI)
10-32 thru 1 1/2-12 to 450°F.
MS14156



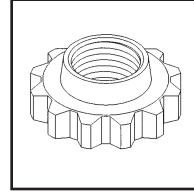
LH6422T 33
DOUBLE HEX, HIGH TENSILE
(220,000 PSI) **Double/Durability**®
10-32 thru 1 1/2-12 to 450°F.



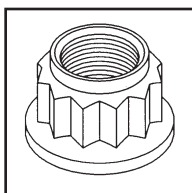
LH11995 41
SPLINE DRIVE, SELF-LOCKING,
FLANGED (220,000 PSI)
10-32 thru 1 1/2-12 to 450°F.
MS14164



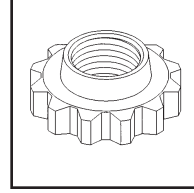
LH6426T 34
DOUBLE HEX, HIGH TENSILE
(260,000 PSI) **Double/Durability**®
10-32 thru 1-12 to 450°F.



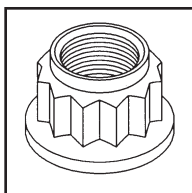
LH11922 42
SPLINE DRIVE, SELF-LOCKING,
SHEAR
10-32 thru 1 1/2-12 to 450°F.
MIL-N-8985/2



LH12175T 35
DOUBLE HEX **Double/Durability**®
1/4-28 thru 5/8-18 to 800°F.



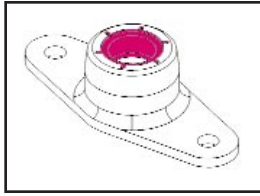
LH11926 45
SPLINE DRIVE, SELF-LOCKING,
SHEAR
1/4-28 thru 1-12 to 450°F.



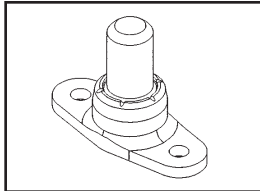
LH12105T 36
DOUBLE HEX **Double/Durability**®
1/4-28 thru 1 1/2-12 to 1200°F.

2 ANCHOR NUTS

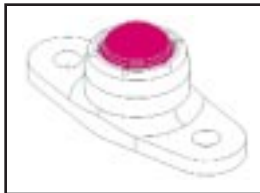
- Wide range to meet a variety of engineering demands
- Engineers can choose from a variety of shape, material, finish, strength, weight and temperature limit characteristics



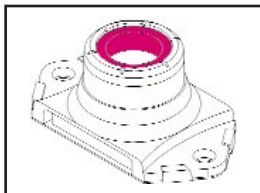
NA1 1
ANCHOR, TWO LUG, NYLON INSERT
4-40 thru 5/8-18 to 250°F.
MS21078, NAS1023, AN366



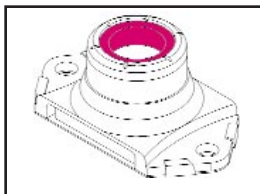
NA1K3, NA5K3, NA17K3 2
ANCHOR, HIGH METAL CAP, NYLON INSERT
6/32 thru 1/4-28 to 250°F.



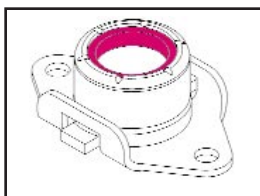
NKA1, NKA5, NKA17 5
ANCHOR, NYLON CAP
6-32 thru 5/16-24 to 250°F.



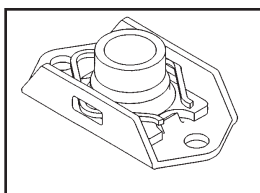
NA401 4
ANCHOR, TWO LUG, FLOATING, NARROW
6-32 thru 1/2-20 to 250°F.
MS21077, NAS1031



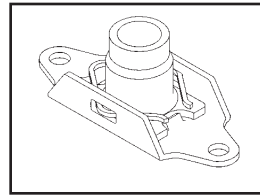
NAJ401, NAJ2674 5
ANCHOR, TWO LUG, FLOATING, NARROW, HIGH STRENGTH ALUMINUM
6-32 thru 1/4-28 to 250°F.
NAS1031



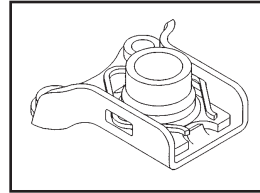
NA21 6
ANCHOR, TWO LUG, FLOATING, NYLON INSERT
6-32 thru 7/16-20 to 250°F.



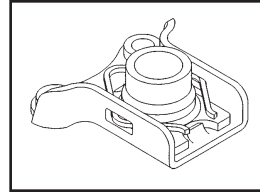
F9421 F19421 7
ANCHOR, TWO LUG, FLOATING, C'BORED, REPLACEABLE NUT
10-32 thru 5/16-24 to 450°F.



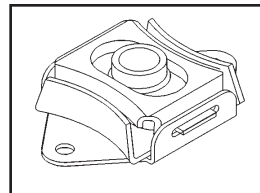
F18421L 8
ANCHOR, TWO LUG, FLOATING, C'BORED, REPLACEABLE NUT
10-32 thru 5/16-24 to 450°F.



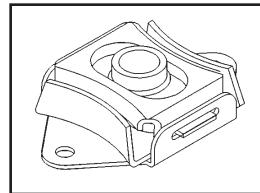
F18425L 9
ANCHOR, CORNER, FLOATING, C'BORED, REPLACEABLE NUT
10-32 thru 5/16-24 to 450°F and 800°F.



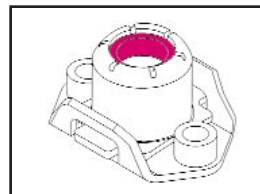
F19425 10
ANCHOR, CORNER, FLOATING, C'BORED, REPLACEABLE NUT
10-32 thru 5/16-24 to 450°F.



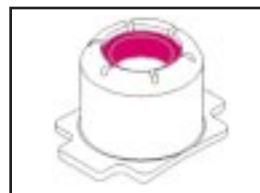
A6293 F11885 11
ANCHOR, FLOATING, SPRING LOADED
10-32 and 1/4-28 to 450°F.



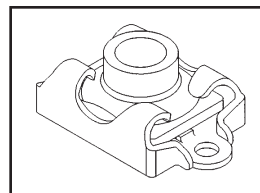
A6792 F11886 12
ANCHOR, FLOATING, SPRING LOADED
10-32 to 450°F.



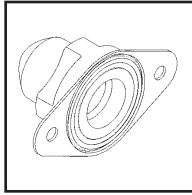
VF12502 13
ANCHOR, TWO LUG, FLOATING, REPLACEABLE NUT, VESPEL Insert
10-32 thru 5/16-24 to 450°F.
MS14179



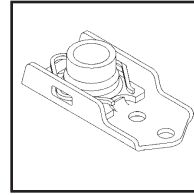
VA12502 14
REPLACEMENT NUT, VESPEL Insert FOR PART VF12502
10-32 thru 5/16-24 to 450°F.
MS14180



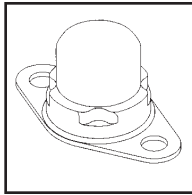
LHA3022 15
ANCHOR, TWO LUG, SELF-ALIGNING
10-32 thru 3/8-24 to 450°F.



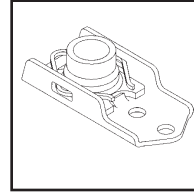
A2502 16
ANCHOR, FLOATING, TWO LUG,
CAPPED, BASE SEAL
8/32 thru 5/16-24 to 250°F and
450°F.



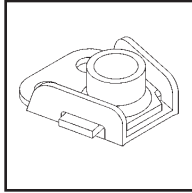
F19427 25
ANCHOR, FLOATING, ONE LUG, DEEP
C'BORED, REPLACEABLE NUT
10-32 thru 5/16-24 to 450°F.



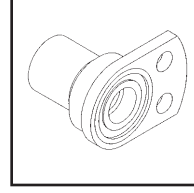
A2506 17
A4506
ANCHOR, CAPPED, FLOATING, BASE
SEAL, MINIATURE
6-32 thru 1/4-28 to 450°F.



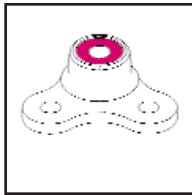
F18427L 24
ANCHOR, FLOATING, ONE LUG,
C'BORED, REPLACEABLE NUT
10-32 thru 5/16-24 to 450°F.



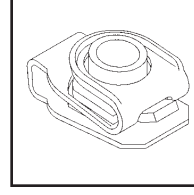
LHA3575 18
ANCHOR, CORNER, FLOATING,
REDUCED RIVET SPACING
10-32 to 450°F.



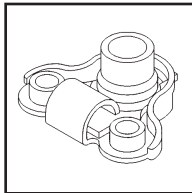
TA2507 25
ANCHOR, FLOATING, CORNER,
CAPPED, BASE SEAL
10-32 thru 5/16-24 to 250°F.



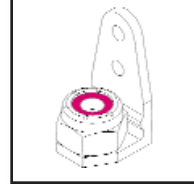
NA5 19
ANCHOR, CORNER, NYLON INSERT
6-32 thru 5/8-18 to 250°F.
MS21081, NAS1027



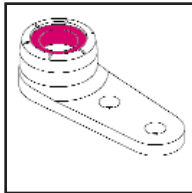
LHA4972 26
ANCHOR, CLIP-ON, FLOATING
6-32 thru 10-32 to 450°F.



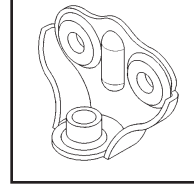
LHTA525 20
ANCHOR, CORNER, FLOATING,
C'BORED, LOW HEIGHT
10-32 and 1/4-28 to 450°F.



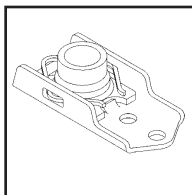
NA7 27
ANCHOR, RIGHT ANGLE, BRACKET
6-32 thru 10-32 to 250°F.
AN256



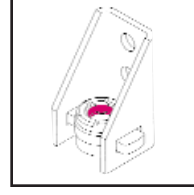
NA17A 21
ANCHOR, ONE LUG, TWO RIVET
HOLES
6-32 thru 5/16-24 to 250°F.
MS21080, NAS1025



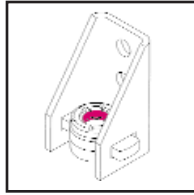
LHA71 28
ANCHOR, RIGHT ANGLE, BRACKET
8-32 and 10-32 to 450°F.



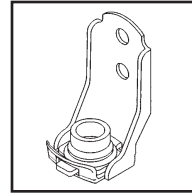
F9427 22
ANCHOR, FLOATING, ONE LUG,
C'BORED, REPLACEABLE NUT
10-32 thru 5/16-24 to 450°F.



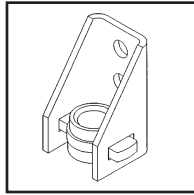
A27M 29
ANCHOR, RIGHT ANGLE, FLOATING,
MINIATURE
4-40 to 250°F.



NA27 50
ANCHOR, RIGHT ANGLE, FLOATING
6-32 thru 5/16-24 to 250°F.
NAS1033



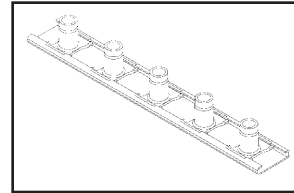
LHA227 32
LHA228
ANCHOR, RIGHT ANGLE, FLOATING
4-40 and 6-32 to 450°F. and 800°F.



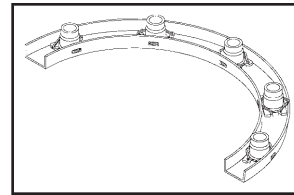
LHA27M 51
LHA27M-2860
ANCHOR, RIGHT ANGLE, FLOATING,
MINIATURE
4-40 and 6-32 to 450°F. and 800°F.

3 GANG CHANNEL NUTS

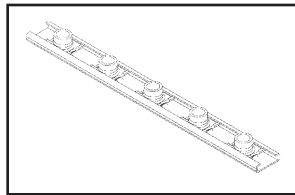
- Straight or radius designs
- Retains floating, self-locking, self-wrenching nuts in pre-established position
- Channel-fixed or individually removable
- Many reusable thread sizes in standard low height parts
- Temperature requirements to 1400°F.



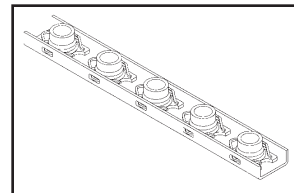
G15 5
GANG CHANNEL, STRAIGHT, DEEP
C'BORED, ALUMINUM ALLOY
CHANNEL
10-32 and 1/4-28 to 450°F.



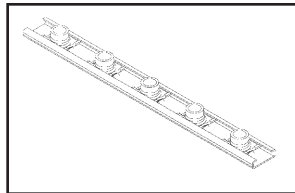
RG18 6
GANG CHANNEL, RADIUS, C'BORED,
HI-PERFORMANCE,
REPLACEABLE NUT
10-32 thru 5/16-24 to 450°F.



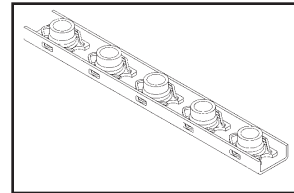
LHTG51 1
LHTG51-2860
GANG CHANNEL, STRAIGHT,
C'BORED, LOW HEIGHT, STAINLESS
STEEL CHANNEL
8-32 thru 1/4-28 to 450°F. and 800°F.
MS21064, MS21065,
NAS688-NAS692



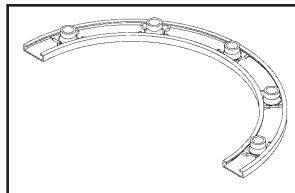
G9421 7
GANG CHANNEL, STRAIGHT,
C'BORED, REPLACEABLE NUT
10-32 thru 5/16-24 to 450°F.



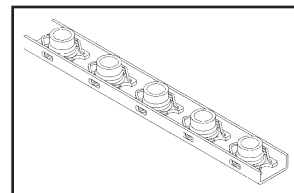
LHTG51(J) 2
GANG CHANNEL, STRAIGHT,
C'BORED, LOW HEIGHT, ALUMINUM
ALLOY CHANNEL
8-32 thru 5/16-24 to 450°F.
MS21063, NAS688-NAS692, NAS1034-
NAS1037



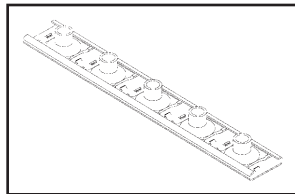
G19421 8
GANG CHANNEL, STRAIGHT, DEEP
C'BORED, REPLACEABLE NUT
10-32 thru 5/16-24 to 450°F.



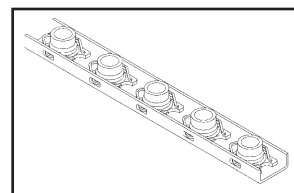
RG51 5
GANG CHANNEL, RADIUS, C'BORED,
LOW HEIGHT, ALUMINUM ALLOY
CHANNEL
8-32 thru 5/16-24 to 450°F.



G18421L 9
GANG CHANNEL, STRAIGHT, DEEP
C'BORED, HI-PERFORMANCE,
REPLACEABLE NUT
10-32 thru 5/16-24 to 450°F.



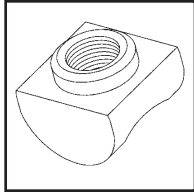
LHTG55(J) 4
GANG CHANNEL, STRAIGHT, 100°
C'SUNK, LOW HEIGHT, ALUMINUM
ALLOY CHANNEL
8-32 thru 1/4-28 to 450°F.
MS21066, NAS693-NAS695,
NAS1039-NAS1041



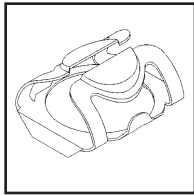
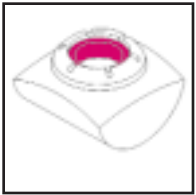
G11370 10
GANG CHANNEL, STRAIGHT,
C'BORED, REPLACEABLE NUT,
(160,000 PSI), CRES
10-32 thru 7/16-20 to 450°F.

4 BARREL NUTS SHANK NUTS

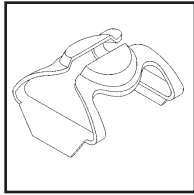
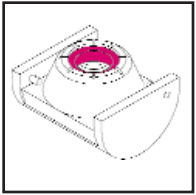
- Self-locking, self-wrenching, self-retaining
- High strength lets you cut costs and weight, while maintaining structural integrity
- Nuts available as floating or non-floating
- Choose from ESNA red nylon insert, VESPEL® locking collar or all-metal
- ESNA Double/Durability high fatigue thread form available on all-metal designs



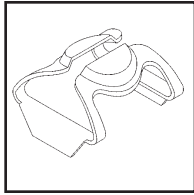
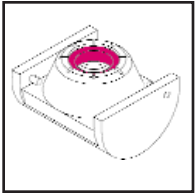
LH8065 1
BARREL, HIGH TENSILE,
LIGHTWEIGHT, DEEP C'BORED
(220,000 PSI)
10-32 thru 1 1/2-12 to 450°F.



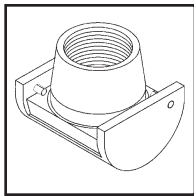
1452, 2452, 2452RET 2
BARREL, HIGH TENSILE,
LIGHT-WEIGHT, and RETAINER
10-32 thru 1 1/2-12 to 250°F.



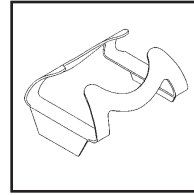
2552, 2552RET 3
BARREL, HIGH TENSILE, FLOATING,
and RETAINER
10-32 thru 1 1/2-12 to 250°F.



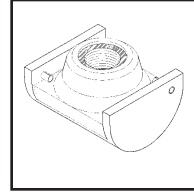
2752, 2752RET 4
BARREL, HIGH TENSILE, FLOATING,
and RETAINER
1/4-28 thru 1 1/2-12 to 250°F.



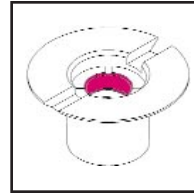
LBF577, LH2577, RM2577 5
BARREL, HIGH TENSILE,
FLOATING (180,000 PSI)
1/4-28 thru 1 1/2-12 to 450°F.
NAS577B



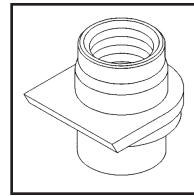
2577RET, 3320RET 6
BARREL NUT
RETAINERS, FLOATING, INDEXING
and NON-INDEXING
1/4-28 thru 1 1/4-12 to 450°F.
NAS578



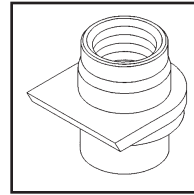
LH7940T 7
BARREL, HIGH TENSILE, FLOATING
Double/Durability®
(220,000 PSI)
1/4-28 thru 1 1/2-12 to 450°F.



1650 8
SHANK NUT, 100°
FLUSH MOUNTING, SLOTTED,
NYLON INSERT
8-32 thru 3/8-24 to 250°F.



LHL9120 9
SHANK NUT, SELF-RETAINING,
SELF-WRENCHING
10-32 thru 3/8-24 to 1200°F.



LHL9546 10
SHANK NUT, SELF-RETAINING,
SELF-WRENCHING
10-32 thru 7/16-20 to 1200°F.

For sales and technical assistance on Barrel Nuts & Shank Nuts contact SPS Technologies, Jenkintown, Pa. Phone: 215-572-3000, Fax: 215-572-3195.

For sales and technical assistance on Barrel Nut Retainers contact SPS Technologies, Santa Ana, CA. Phone: 714-545-9311, Fax: 714-850-3605.

Special Bearing Locknuts

SPS Technologies has extensive experience in the design and manufacture of special bearing locknuts. These special locknuts provide solutions to difficult fastening problems encountered in the manufacture of airframe and gas turbine engines. SPS manufactures a wide range of special bearing locknuts for our aerospace customers that deliver...

- Superior Performance
- Reuse Capability
- Reduction of Assembly/Overhaul Costs
- Design Customized to Application Needs
- Wide Temperature Range

Self-Locking, Vibration-Resistant VESPEL® Insert Fasteners

- Elevated Temperature Range
- Increased Vibration Resistance
- Extended Reuse Performance

These special locknuts use a high-temperature, non-metallic VESPEL locking insert that protects bolt threads, increases fastener reusability and performs at temperatures up to 500°F. For over a decade VESPEL has been specified as a locking insert material for critical aerospace and jet engine applications.

Information on special bearing locknuts, VESPEL insert fasteners, and all aerospace wrenchable locknuts can be obtained by contacting the SPS Technologies facility in Jenkintown, Pennsylvania.

Anchor Nuts and Gang Channel Nuts

The SPS Technologies Santa Ana, California facility can provide sales and technical assistance for all your anchor and gang channel nut requirements.

Equa-Stress®
Double/Durability is a registered trademark of MacLean-Fogg Co.
ESNA is a registered trademark of MacLean-Fogg Co.
VESPEL® is a registered trademark of DuPont Co.



Highland Avenue
Jenkintown, PA 19046
215-572-3000
FAX 215-572-3193

2701 S. Harbor Blvd.
Santa Ana, CA 92702
714-545-9311
FAX 714-850-3605

© copyright 1997 SPS Technologies All Rights Reserved Printed in USA
VESPEL Registered Trademark of E.I. DuPont Company, Inc.
ESNA Registered Trademark of MacLean Fogg

5522 2C 1197